

Charts for Review  
Thursday, January 12, 2006  
ER/PR Review Panel  
5pm – 2<sup>nd</sup> Level Conference Room  
Cancer Centre







**To be Paneled:**

- |    |   |   |           |
|----|---|---|-----------|
| 1. |  |  | Dr. Kwan  |
| 2. |  |  | Dr. Felix |
| 3. |  |  | Dr. Wells |

**Previously Reported as Positive:**

- |    |   |   |              |
|----|---|---|--------------|
| 4. |  |  | Dr. Kwan     |
| 5. |  |  | Dr. Kwan     |
| 6. |  |  | Dr. McCarthy |

**Tests Referred from Other Regions:**

- |   |   |   |                             |
|---|---|---|-----------------------------|
| 7.  |  |  | Western                     |
| <u>(Note: New Patient booked to see Dr. J. McCarthy Febr. 7/06)</u> |   |   |                             |
| 8.  |  |  | Dr. Siddiqui (Western)      |
| 9.  |  |  | Dr. Siddiqui<br>(Carbonear) |

See Enclosed for Results

ER/PR  
Panel; January 12, 2006

To be paneled

Name	MCP#	Diagnosis Date	Diagnosis	Specimen date	Specimen #	Physicians	Dako ER	Dako PR	MS ER	MS PR
[Redacted]	[Redacted]	[Redacted]	Ductal BREAST,NOS,RIGHT	25/06/02	#: 02:SU9081	O'Mahoney/Kwan	N	70%	40	40
[Redacted]	[Redacted]	[Redacted]	R Breast	25/05/05	05:SS4139	Felix	N	N	2	0
[Redacted]	[Redacted]	[Redacted]	Infiltrating Ductal L Breast	03/12/03	03:SU17521	Wells	N	<10%	20	0

*no impact  
same.*

*(\*) impact*

Previously reported as Positive

Name	MCP#	Diagnosis Date	Diagnosis	Specimen date	Specimen #	Physicians	Ventana ER	Ventana PR	MS ER	MS PR
[Redacted]	[Redacted]	[Redacted]	Infiltrating Ductal R breast	01/03/05	05: SU3072	Dr. Kwan	90	20	0	0
[Redacted]	[Redacted]	[Redacted]	[Redacted]	01/02/05	SU1468-05-B	Dr. Kwan	95	80	0	0
[Redacted]	[Redacted]	[Redacted]	From [Redacted] but IS a cancer clinic patient	[Redacted]	S323-03-C	Dr. Baker / J. McCarthy			0	0

*H  
for  
take*

*interpret as +ve in lab. -ve here*

Results from Other Regions - Not on Heather's List

Name	MCP#	Region	Diagnosis	Specimen date	Specimen #	Physicians	Dako ER	Dako PR	MS ER	MS PR
[Redacted]	[Redacted]	Western	[Redacted]	[Redacted]	S7209-05				90	40
[Redacted]	[Redacted]	Western	<i>carcinoma</i>	<i>05/05/05</i>	SU6903-05	Siddiqui			50	15
[Redacted]	[Redacted]	Carbonear	[Redacted]	[Redacted]	S1669-04-A	Siddiqui			70	90

*did not*

ER/PR  
 Panel; January 12, 2006

To be paneled

Name	MCP#	Diagnosis Date	Diagnosis	Specimen date	Specimen #	Physicians	Dako ER	Dako PR	MS ER	MS PR
[REDACTED]	[REDACTED]	[REDACTED]	Ductal BREAST,NOS,RIGHT	25/06/02	#: 02:SU9081	[REDACTED]	N	70%	40	40
[REDACTED]	[REDACTED]		R Breast	25/05/05	05:SS4139	[REDACTED]	N	N	2	0
[REDACTED]	[REDACTED]		Infiltrating Ductal L Breast	03/12/03	03:SU17521	[REDACTED]	N	<10%	20	0

Previously reported as Positive

Name	MCP#	Diagnosis Date	Diagnosis	Specimen date	Specimen #	Physicians	Ventana ER	Ventana PR	MS ER	MS PR
[REDACTED]	[REDACTED]		Infiltrating Ductal R breast	01/03/05	05: SU3072	Dr. [REDACTED]	90	20	0	0
[REDACTED]	[REDACTED]			01/02/05	SU1468-05-B	Dr. [REDACTED]	95	80	0	0
[REDACTED]	[REDACTED]		From Carbonear, but IS a cancer clinic patient		S323-03-C	Dr. [REDACTED]			0	0

Results from Other Regions – Not on Heather’s List

Name	MCP#	Region	Diagnosis	Specimen date	Specimen #	Physicians	Dako ER	Dako PR	MS ER	MS PR
[REDACTED] (listed as [REDACTED] on Mount Sinai report)	[REDACTED]	[REDACTED]			S7209-05				90	40
[REDACTED]	[REDACTED]	[REDACTED]			SU6903-05	[REDACTED]			50	15
[REDACTED]	[REDACTED]	[REDACTED]			S1669-04-A	[REDACTED]			70	90

01/10/2006 15:47 7097778033

QSI

PAGE 01

# Eastern HEALTH

## FAX TRANSMISSION QUALITY ENHANCEMENT DEPARTMENT

12th Floor, Southcott Hall  
Leonard A. Miller Centre  
St. John's, NL A1A 1E5  
Telephone: (709) 777-6777 Fax: (709) 777-8033

To: <i>Agnes</i>	Program/Division: <i>Med. Records - Cancer Centre</i>
From: <i>Debbie</i>	Date: <i>Jan. 10/06</i>
Pages (Including Cover Sheet): <i>2</i>	Deliver to Fax Number: <i>6775</i>
Subject: <i>Enclosed Charts to be Pulled</i>	
Comments:  <i>Hi Agnes,</i>  <i>Enclosed charts to be pulled for ER/PR review meeting being held Thursday Jan. 12 - at 5pm at Level 2 Conf Room - Cancer Centre. I will pick them up around 4:30 in clinic area.</i>  <i>Thanks</i> <i>Debbie</i>	
This information is confidential and if received in error, please contact 777-6777.	

Physician Panel Review: ER/PR Results

Date Patient Reviewed: Jan. 12/06

Name: [Redacted]

MCP #: [Redacted]

OPIS #: [Redacted]

Date of Pathology: [Redacted]

Pathology Specimen #/Site: 03:Su 17521

Original Report ER/PR: N 1 2/0

Mount Sinai ER/PR: 20 1 0

Recommendations: \_\_\_\_\_

Consult -

Write to Dr [Redacted]

lady <sup>now</sup> known to be

now ER/PR positive

shd be offered Tamoxifen

please notify [Redacted]

Follow-up Physician: [Redacted] - letter

Other Physicians: [Redacted]


Family Doctor: [Redacted]

*M. School*  
*Jan 16/06*


Physician Panel Review: ER/PR Results

Date Patient Reviewed: Jan. 12/04

Name: 

MCP #: 

OPIS #: 

Date of Pathology: 

Pathology Specimen #/Site: 5 323-03-C 1

Original Report ER/PR: 7 Neg 1 Neg

Mount Sinai ER/PR: 0 1 0

Recommendations: \_\_\_\_\_

initial Breast cancer Dx

March 2003 ER/PR neg

Re-tested <sup>at Mt Sinai</sup> still neg.

The Auxiliary to mammogram done October from 2005 - positive/pos.

In 2005 was initially reported on consultation as

as positive breast on mammogram negative - Both sent to

the Mt. Sinai center Mt. Sinai Hospital and neg/neg -

it was ER/PR negative. It was well resp

Follow-up Physician: 

Other Physicians: \_\_\_\_\_

Family Doctor: 

*(Handwritten note in a circle)*  
in letter  
attached

*Therefore this ER/PR neg for can  
I will stand to  
be treated with  
hormone treatment*

Physician Panel Review: ER/PR Results

Date Patient Reviewed: Jan 12 / 06

Name: [Redacted]

MCP #: \_\_\_\_\_

OPIS #: \_\_\_\_\_

Date of Pathology: [Redacted]

Delete

Pathology Specimen #/Site: 1

Original Report ER/PR: Pos 1 Pos

Mount Sinai ER/PR: 1

Recommendations: \_\_\_\_\_

\_\_\_\_\_  
\_\_\_\_\_  
\_\_\_\_\_  
\_\_\_\_\_  
\_\_\_\_\_

Follow-up Physician: \_\_\_\_\_

Other Physicians: \_\_\_\_\_

Family Doctor: \_\_\_\_\_

Physician Panel Review: ER/PR Results

Date Patient Reviewed: Jan 12/06

Name: [REDACTED]

MCP #: \_\_\_\_\_

OPIS #: \_\_\_\_\_

Date of Pathology: \_\_\_\_\_

Pathology Specimen #/Site: \_\_\_\_\_ / \_\_\_\_\_

Original Report ER/PR: \_\_\_\_\_ / \_\_\_\_\_

Mount Sinai ER/PR: \_\_\_\_\_ / \_\_\_\_\_

Recommendations: \_\_\_\_\_

\_\_\_\_\_  
\_\_\_\_\_  
\_\_\_\_\_  
\_\_\_\_\_  
\_\_\_\_\_  
\_\_\_\_\_

Follow-up Physician: \_\_\_\_\_

Other Physicians: \_\_\_\_\_

Family Doctor: \_\_\_\_\_

*Delete*



Physician Panel Review: ER/PR Results

Date Patient Reviewed: Jan. 12 / 06

Name: [REDACTED]

MCP #: \_\_\_\_\_

OPIS #: \_\_\_\_\_

Delete

Date of Pathology: \_\_\_\_\_

Pathology Specimen #/Site: \_\_\_\_\_ / \_\_\_\_\_

Original Report ER/PR: \_\_\_\_\_ / \_\_\_\_\_

Mount Sinai ER/PR: \_\_\_\_\_ / \_\_\_\_\_

Recommendations: \_\_\_\_\_

\_\_\_\_\_  
\_\_\_\_\_  
\_\_\_\_\_  
\_\_\_\_\_  
\_\_\_\_\_  
\_\_\_\_\_

Follow-up Physician: \_\_\_\_\_

Other Physicians: \_\_\_\_\_

Family Doctor: \_\_\_\_\_

Physician Panel Review: ER/PR Results

Date Patient Reviewed: Jan. 12/06

Delete?

Name: [REDACTED]

MCP #: \_\_\_\_\_

OPIS #: \_\_\_\_\_

Date of Pathology: \_\_\_\_\_

Pathology Specimen #/Site: \_\_\_\_\_ / \_\_\_\_\_

Original Report ER/PR: \_\_\_\_\_ / \_\_\_\_\_

Mount Sinai ER/PR: \_\_\_\_\_ / \_\_\_\_\_

Recommendations: \_\_\_\_\_

\_\_\_\_\_  
\_\_\_\_\_  
\_\_\_\_\_  
\_\_\_\_\_  
\_\_\_\_\_

Follow-up Physician: \_\_\_\_\_

Other Physicians: \_\_\_\_\_

Family Doctor: \_\_\_\_\_

Physician Panel Review: ER/PR Results

Date Patient Reviewed: Jan. 12/06

Name: [REDACTED]

MCP #: \_\_\_\_\_

OPIS #: \_\_\_\_\_

Date of Pathology: \_\_\_\_\_

Pathology Specimen #/Site: \_\_\_\_\_ / \_\_\_\_\_

Original Report ER/PR: \_\_\_\_\_ / \_\_\_\_\_

Mount Sinai ER/PR: \_\_\_\_\_ / \_\_\_\_\_

Recommendations: \_\_\_\_\_

\_\_\_\_\_  
\_\_\_\_\_  
\_\_\_\_\_  
\_\_\_\_\_  
\_\_\_\_\_

*Delete*

Follow-up Physician: \_\_\_\_\_

Other Physicians: \_\_\_\_\_

Family Doctor: \_\_\_\_\_

ER/PR  
Panel; January 12, 2006

To be paneled

Name	MCP#	Diagnosis Date	Diagnosis	Specimen date	Specimen #	Physicians	Dako ER	Dako PR	MS ER	MS PR
[REDACTED]	[REDACTED]	[REDACTED]	Ductal BREAST,NOS,RIGHT	25/06/02	#: 02:SU9081	[REDACTED]	N	70%	40	40
[REDACTED]	[REDACTED]		R Breast	25/05/05	05:SS4139	[REDACTED]	N	N	2	0
[REDACTED]	[REDACTED]		Infiltrating Ductal L Breast	03/12/03	03:SU17521	[REDACTED]	N	<10%	20	0

Previously reported as Positive

Name	MCP#	Diagnosis Date	Diagnosis	Specimen date	Specimen #	Physicians	Ventana ER	Ventana PR	MS ER	MS PR
[REDACTED]	[REDACTED]		Infiltrating Ductal R breast	01/03/05	05: SU3072	Dr. [REDACTED]	90	20	0	0
[REDACTED]	[REDACTED]			01/02/05	SU1468-05-B	Dr. [REDACTED]	95	80	0	0
[REDACTED]	[REDACTED]		From Carbonear, but IS a cancer clinic patient		S323-03-C	Dr. [REDACTED]			0	0

Results from Other Regions – Not on Heather’s List

Name	MCP#	Region	Diagnosis	Specimen date	Specimen #	Physicians	Dako ER	Dako PR	MS ER	MS PR
[REDACTED] (Listed as [REDACTED] on Mount Sinai report)	[REDACTED]	[REDACTED]			S7209-05				90	40
[REDACTED]	[REDACTED]	[REDACTED]			SU6903-05	[REDACTED]			50	15
[REDACTED]	[REDACTED]	[REDACTED]			S1669-04-A	[REDACTED]			70	90

Physician Panel Review: ER/PR Results

Date Patient Reviewed: ~~Nov~~ Jan. 12/06

Name: [Redacted]

MCP #: [Redacted]

OPIS #: [Redacted]

Date of Pathology: [Redacted]

Pathology Specimen #/Site: 02:549081 10/10/05

Original Report ER/PR: N / 70

Mount Sinai ER/PR: 40 / 40

Recommendations: \_\_\_\_\_

?consult

Treated appropriately

NO change in therapy

Follow-up Physician: [Redacted]

Other Physicians: [Redacted]

Family Doctor: [Redacted]

*Handwritten notes:*  
see 12/14/05  
Jan 10/06  
M. [Signature]

Physician Panel Review: ER/PR Results

*NO Letter  
Minuted.*

Date Patient Reviewed: Dec. 12/06

Name: [Redacted]

MCP #: [Redacted]

OPIS #: [Redacted]

Date of Pathology: [Redacted]

Pathology Specimen #/Site: 05: 5541391

Original Report ER/PR: N 1 N

Mount Sinai ER/PR: 2 1 0

Recommendations: \_\_\_\_\_

\_\_\_\_\_  
*NO recommendation*  
*continued negative.*  
\_\_\_\_\_  
\_\_\_\_\_

*NO letter*

Follow-up Physician: [Redacted]

*Minute*

Other Physicians: \_\_\_\_\_

Family Doctor: \_\_\_\_\_